


Understanding Essential Fly Fishing Gear: The Ultimate Beginner's Guide to Rods, Reels, and More

Fly fishing is a rewarding and challenging sport that can be enjoyed by people of all ages and skill levels. Whether you're just starting out or you're looking to improve your skills, having the right gear is essential.



Phil's Complete Guide to Fly Fishing : Understanding Essential Fly Fishing Gear - Ultimate Beginner's Guide to Rods, Reels, Line, Flies, Leaders, Tippetts & MORE!

by Bertrand Russell

★★★★☆ 4.8 out of 5

Language : English
File size : 8742 KB
Text-to-Speech : Enabled
Screen Reader : Supported
Enhanced typesetting : Enabled
Word Wise : Enabled
Print length : 141 pages
Lending : Enabled



In this guide, we'll cover everything you need to know about essential fly fishing gear, including rods, reels, lines, and other accessories. We'll also provide tips on how to choose the right gear for your needs and how to use it effectively.

Rods

The rod is the most important piece of fly fishing gear. It's what you use to cast your line and retrieve your fly. Rods come in a variety of lengths, weights, and actions. The type of rod you need will depend on the type of fish you're targeting and the water conditions you'll be fishing in.

Length

Rods are typically measured in feet. The length of the rod you need will depend on the type of fishing you'll be doing. Shorter rods are easier to cast, while longer rods provide more power and accuracy. For most beginners, a rod between 8 and 9 feet long is a good choice.

Weight

Rods are also classified by weight. The weight of the rod refers to the amount of force required to bend the rod. Lighter rods are more sensitive and easier to cast, while heavier rods are more powerful and can handle larger fish. For most beginners, a rod with a weight of 5 or 6 is a good choice.

Action

The action of a rod refers to how it bends when it's loaded. Rods with a fast action bend only in the tip, while rods with a slow action bend throughout the entire length of the rod. Fast action rods are more powerful and accurate, while slow action rods are more forgiving and easier to cast. For most beginners, a rod with a moderate action is a good choice.

Reels

The reel is the other essential piece of fly fishing gear. It's what you use to store your line and retrieve your fish. Reels come in a variety of sizes and

styles. The type of reel you need will depend on the type of fish you're targeting and the water conditions you'll be fishing in.

Size

The size of the reel you need will depend on the size of the fish you're targeting. For most beginners, a reel with a capacity of 100 yards of 20-pound backing is a good choice.

Style

There are two main types of fly fishing reels: single-action reels and double-action reels. Single-action reels are retrieved by hand, while double-action reels are retrieved by turning the handle. Double-action reels are more efficient and easier to use, but they're also more expensive than single-action reels.

Lines

The line is the connection between your rod and your fly. Lines come in a variety of materials, weights, and tapers. The type of line you need will depend on the type of fish you're targeting and the water conditions you'll be fishing in.

Material

Fly lines are made from a variety of materials, including nylon, PVC, and fluorocarbon. Nylon lines are the most common type of line, and they're a good choice for most beginners. PVC lines are more durable than nylon lines, but they're also less flexible. Fluorocarbon lines are the most expensive type of line, but they're also the most invisible in water.

Weight

The weight of the line you need will depend on the size of the fly you're using and the water conditions you'll be fishing in. For most beginners, a line with a weight of 5 or 6 is a good choice.

Taper

The taper of the line refers to the way it gradually gets thinner from the butt end to the tip end. The taper of the line will affect how it casts and how it presents your fly. There are a variety of different tapers available, and the best taper for you will depend on your individual casting style and the type of fishing you'll be ng.

Other Essential Gear

In addition to a rod, reel, and line, there are a few other essential pieces of gear you'll need for fly fishing. These include:


- **Leaders:** Leaders are the connection between your line and your fly. They're typically made from fluorocarbon or nylon, and they come in a variety of lengths and strengths. The length and strength of the leader you need will depend on the type of fish you're targeting and the water conditions you'll be fishing in.
- **Tippet:** Tippet is a fine, monofilament line that's used to connect your leader to your fly. Tippet is available in a variety of strengths, and the strength you need will depend on the size of the fish you're targeting.
- **Flies:** Flies are the lures that you use to catch fish. There are a wide variety of flies available, and the type of fly you need will depend on the type of fish you're targeting and the water conditions you'll be fishing in.

- **Waders:** Waders are waterproof pants and boots that allow you to fish in deep water or wade through rivers and streams. Waders are essential for fly fishing in most conditions.
- **Vest:** A vest is a great way to keep your gear organized and within reach while you're fishing. Vests come in a variety of styles and sizes, and they can be customized to fit your individual needs.

Tips for Choosing the Right Gear

When choosing fly fishing gear, there are a few things you should keep in mind:

- **Consider the type of fish you'll be targeting.** The type of fish you'll be targeting will determine the size and weight of the rod and reel you need. It will also determine the type of line, leader, tippet, and flies you need.
- **Consider the water conditions you'll be fishing in.** The water conditions you'll be fishing in will affect the type of gear you need. For example, if you'll be fishing in fast-moving water, you'll need a rod with a faster action and a heavier line. If you'll be fishing in still water, you can get away with a rod with a slower action and a lighter line.
- **Match your gear to your skill level.** If you're a beginner, it's important to choose gear that is easy to cast and use. As you progress in your fly fishing skills, you can upgrade to more advanced gear.
- **Get expert advice.** If you're not sure what gear to choose, don't be afraid to ask for expert advice. Local fly shops and fishing guides can help you choose the right gear for your needs.



Phil's Complete Guide to Fly Fishing : Understanding Essential Fly Fishing Gear - Ultimate Beginner's Guide to Rods, Reels, Line, Flies, Leaders, Tippetts & MORE!

by Bertrand Russell


★★★★☆ 4.8 out of 5

Language : English
File size : 8742 KB
Text-to-Speech : Enabled
Screen Reader : Supported
Enhanced typesetting : Enabled
Word Wise : Enabled
Print length : 141 pages
Lending : Enabled



Rediscover the Old Testament with a Captivating Graphic Novel

Prepare to embark on an extraordinary literary journey as you dive into the pages of Brick Bible Presents: New Spin on the Old Testament. This captivating graphic novel...



The Christmas Story: The Brick Bible for Kids

LEGO® Bricks Meet the Nativity Prepare your children for the magic of Christmas with The Brick Bible for Kids: The Christmas Story. This beloved...

