


Complete Step-by-Step Guide to Car Maintenance for Teens and New Drivers: Your Vehicle's Ultimate Survival Guide



Navigating the world of car maintenance can be an intimidating task, especially for young drivers. Learning the basics of car care is crucial for ensuring the safety and longevity of your vehicle. This comprehensive guide will empower you with the knowledge and skills to become a confident and responsible car owner.



Get Carfidence: Complete Step-by-Step Guide to Car Maintenance for Teens and New Drivers by Ben Worthington

★★★★☆ 4 out of 5

Language : English
File size : 2464 KB
Text-to-Speech : Enabled
Screen Reader : Supported
Enhanced typesetting : Enabled
Word Wise : Enabled
Print length : 124 pages



Chapter 1: Essential Maintenance Tasks

1.1 Checking Fluids

* Monitor and replenish crucial fluids such as oil, coolant, and brake fluid. * Learn the importance of regular oil changes and how to check oil levels. * Identify the symptoms and consequences of low fluid levels.

1.2 Tire Maintenance

* Inspect tires for wear and tear, including tread depth and sidewall damage. * Understand the significance of proper tire inflation and how to adjust tire pressure. * Learn the basics of tire rotation and alignment.

1.3 Electrical System

* Check battery terminals for corrosion and cleanliness. * Identify symptoms of a failing alternator and starter. * Understand the role of fuses and how to replace them safely.

1.4 Brakes

* Inspect brake pads and rotors for wear. * Perform simple brake fluid checks. * Recognize signs of brake problems and when to seek professional help.

Chapter 2: Troubleshooting Common Issues

2.1 Engine Problems

* Learn to identify common engine noises and potential causes. * Understand the symptoms and remedies for overheating engines. * Perform basic troubleshooting to diagnose minor engine issues.

2.2 Transmission Issues

* Recognize signs of transmission problems, such as slipping gears or delayed shifts. * Check transmission fluid levels and inspect for leaks. * Understand the importance of transmission maintenance and when to seek professional assistance.

2.3 Suspension and Steering Problems

* Identify symptoms of suspension problems, including uneven tire wear or excessive bouncing. * Inspect steering components for wear or damage. * Perform basic troubleshooting to determine the source of suspension or steering issues.

Chapter 3: Advanced Maintenance Tasks

3.1 Spark Plug Replacement

* Understand the function of spark plugs and their role in engine performance. * Learn the step-by-step process of replacing spark plugs safely. * Recognize the symptoms of worn spark plugs and when to change them.

3.2 Air Filter Replacement

* Explain the importance of a clean air filter for engine efficiency. *

Demonstrate the process of locating and replacing air filters. * Emphasize the benefits of regular air filter maintenance.

3.3 Belt and Hose Replacement

* Describe the different types of belts and hoses in a vehicle. * Learn the procedure for inspecting belts and hoses for wear and damage. * Provide guidance on how to replace belts and hoses if necessary.

Chapter 4: Safety Precautions and Emergency Procedures

4.1 General Safety Practices

* Wear appropriate clothing and safety gear when working on your car. * Use proper tools and techniques to avoid injury. * Keep a well-stocked emergency kit in your vehicle.

4.2 Emergency Situations

* Learn how to handle flat tires, dead batteries, and other common emergencies. * Understand the importance of remaining calm and assessing the situation before taking action. * Provide step-by-step instructions on how to change a tire or jump-start a car.

Chapter 5: Resources and Support

5.1 Online Resources and Forums

* List helpful websites and online forums where teens and new drivers can seek assistance. * Discuss the importance of connecting with other car enthusiasts and mechanics.

5.2 Automotive Training Programs


* Explore local automotive training programs offered at high schools or community colleges. * Highlight the benefits of gaining hands-on experience and professional guidance.

5.3 Professional Mechanics

* Emphasize the role of professional mechanics in maintaining vehicle safety and performance. * Provide tips on finding reputable and affordable mechanics.

This comprehensive guide equips teens and new drivers with the knowledge and skills to confidently perform essential car maintenance tasks. By following the step-by-step instructions and safety precautions, you can ensure the longevity and reliability of your vehicle. Remember, regular maintenance is key to avoiding costly repairs and protecting your safety on the road.

Invest in your car's well-being and embrace the empowering experience of becoming a responsible car owner. Whether you're eager to learn the basics or delve into advanced maintenance, this guide will be your trusted companion every step of the way.



Get Carfidence: Complete Step-by-Step Guide to Car Maintenance for Teens and New Drivers by Ben Worthington

★★★★☆ 4 out of 5

Language : English
File size : 2464 KB
Text-to-Speech : Enabled
Screen Reader : Supported
Enhanced typesetting : Enabled
Word Wise : Enabled

Print length : 124 pages


FREE

DOWNLOAD E-BOOK



Rediscover the Old Testament with a Captivating Graphic Novel

Prepare to embark on an extraordinary literary journey as you dive into the pages of Brick Bible Presents: New Spin on the Old Testament. This captivating graphic novel...



The Christmas Story: The Brick Bible for Kids

LEGO® Bricks Meet the Nativity Prepare your children for the magic of Christmas with The Brick Bible for Kids: The Christmas Story. This beloved...